




HALO TRAINING

HALO TRAINING ENTERPRISE PACKAGE® **WHERE STRATEGY MEETS EXECUTION**

The HALO Training Enterprise Package® is a long-term, execution-first solution designed to embed high-performance leadership across every level of your organisation.

This isn't a workshop. It's a system.

Built for businesses serious about transformation – those committed to real change across the enterprise. If you want surface-level training, look elsewhere. If you want leadership that delivers – this is it.



*The only leadership
system built for
**Real-World
Business Pressure.***

WHY IT EXISTS

Short-term training doesn't create long-term capability.


This is a full-system approach to leadership development: strategic, measurable, and aligned to your business reality.

With the HALO Enterprise Package, you will:

- Build a self-sustaining leadership pipeline – so capability doesn't leave with one person
- Embed execution-focused behaviours at every level
- Accelerate resilience, decision-making, and accountability
- Develop leaders who don't just respond to change – **they drive it**

It embeds execution capability across every level, measured against business-critical outcomes.

If you're ready to align culture, strategy, and performance, this is the system that delivers.



WHAT'S INCLUDED



PATHWAYS

1. LEADERSHIP EXECUTION PATHWAY

Bespoke delivery of HALO's full CHL Certification Series via monthly in person workshops:

- CHL-F (Foundations)
- CHL-P (Practitioner)
- CHL-E (Executive)
- CHL-AG (Agriculture), if applicable

Customised to your leadership levels, business context, and delivery needs.

PSYCHOMETRICS

2. PSYCHOMETRIC LEADERSHIP PROFILING

Advanced behavioural and cognitive tools to:

- Increase self-awareness and adaptability
- Improve communication and team performance
- Tailor leadership strategies to people and culture.

MENTORSHIP

3. STRATEGIC MENTORSHIP & INTEGRATION

Embed HALO tools into daily leadership. Includes:

- Real-time support
- Friction-point problem-solving
- Reinforcement of leadership rhythms and execution clarity.

CUSTOMISED. SCALABLE. BUILT AROUND YOU.


THIS IS NOT AN OFF-THE-SHELF PRODUCT.

Each Enterprise Package is designed with your leadership team to fit:

- Organisational structure
- Execution maturity
- Industry-specific realities
- Strategic growth goals

Delivery options include in-person intensives, virtual coaching, or hybrid rollout models.



A photograph of three people sitting at a table in a meeting. On the left, a woman with blonde hair in a ponytail, wearing a grey checkered shirt with a logo, looks towards the center. In the middle, a man with short brown hair, wearing a black polo shirt with a logo, is speaking. On the right, a man wearing a yellow baseball cap and a dark blue polo shirt with 'PAUL' on it, looks towards the center. On the table are a red water bottle, a black French press, a white mug, and some papers.

BUILT FOR MEASURABLE IMPACT

WE DON'T JUST TRAIN LEADERS – WE TRACK OUTCOMES.


Each package includes:

- Pre- and post-program leadership capability assessments
- Team engagement and execution diagnostics
- Quarterly or biannual leadership impact reviews
- Clear tracking aligned to business-critical metrics



WHO IT'S FOR

- Organisations undergoing transformation, growth, or succession
- Executive teams seeking alignment, capability, and accountability
- Companies replacing fragmented leadership training with a unified execution model
- Businesses building a culture of trust, ownership, and performance
- Leaders committed to long-term change and strategic results





INVESTMENT & CUSTOMISATION

EACH HALO ENTERPRISE PACKAGE IS BESPOKE –
DESIGNED AROUND YOUR SIZE, COMPLEXITY, AND LEADERSHIP GOALS.

Pricing reflects strategic depth, scope, and long-term value.

TIER	ORGANISATION SIZE	SCOPE	DURATION	INVESTMENT (NZD)
1	10–30 leaders	CHL–F + CHL–P + diagnostics + coaching	12 months	\$65,000 – \$85,000
2	30–80 leaders	CHL–F, CHL–P, optional CHL–AG + executive alignment	12–18 months	\$120,000 – \$180,000
3	80–150+ leaders	Full CHL suite + CHL–E + executive retreat + advanced integration	18–24 months	\$250,000 – \$400,000+

Optional Enhancements:

- Leadership Retreats (e.g. Queenstown)
- Executive Diagnostics & Reporting
- In-House CHL Certification Programs
- Strategic Offsites or War-Gaming Simulations



If you're ready to build an organisation where execution is the standard – not the exception – this is your edge.



***This is more than leadership development.
It's a strategic advantage.***

WHAT THE BEST COMPANIES ACHIEVE WITH HALO

This isn't generic leadership training.

It's the system high-performing companies use to:

- Scale execution culture from frontline to boardroom
- Eliminate project delays with structured decision-making
- Strengthen trust, team performance, and accountability
- Build leadership rhythm and reduce dependence on any one person
- Prepare future-ready leaders through a self-sustaining pipeline

HALO turns leadership from theory into competitive advantage.

LET'S GET TO WORK